

FINANCIAL STATEMENTS AND INDEPENDENT AUDITOR'S REPORT
GETABEC PUBLIC COMPANY LIMITED AND SUBSIDIARIES
FOR THE YEAR ENDED DECEMBER 31, 2018

INDEPENDENT AUDITOR'S REPORT

To the Shareholders and the Board of Directors of Getabec Public Company Limited

Opinion

I have audited the accompanying consolidated and separate financial statements of Getabec Public Company Limited and its subsidiaries, and of Getabec Public Company Limited, respectively, which comprise the consolidated and separate statements of financial position as at December 31, 2018, and the consolidated and separate statements of profit or loss and other comprehensive income, statements of changes in shareholders' equity, and statements of cash flows for the year then ended, and notes to the financial statements, including a summary of significant accounting policies.

In my opinion, the accompanying consolidated and separate financial statements referred to above present fairly, in all material respects, the consolidated and separate financial position as at December 31, 2018 and the consolidated and separate financial performance and cash flows for the year then ended of Getabec Public Company Limited and its subsidiaries, and of Getabec Public Company Limited, respectively, in accordance with Thai Financial Reporting Standards (TFRSs).

Basis for Opinion

I conducted my audit in accordance with Thai Standards on Auditing (TSAs). My responsibilities under those standards are further described in the Auditor's Responsibilities for the Audit of the Financial Statements section of my report. I am independent of the Group in accordance with the Federation of Accounting Professions' Code of Ethics for Professional Accountants together with the ethical requirements that are relevant to my audit of the consolidated and separate financial statements, and I have fulfilled my other ethical responsibilities in accordance with these requirements. I believe that the audit evidence I have obtained is sufficient and appropriate to provide a basis for my opinion.



Emphasis of Matter

I draw attention according to Note 28.5 to the Financial Statements, as at December 31, 2018, the Company has contingent liability on the fine from the delay of Baht 9.91 million, since the Company is unable to deliver the products to the counterparties as the schedule in the agreements. At present, these are under negotiation. The Management of the Company believes that there will be no significant losses incurred for the fine from the delay exceeding the amount recorded liability on contract delay in the financial statements. My opinion is not modified with respect to the matter.

Key Audit Matters

Key audit matters are those matters that, in my professional judgment, were of most significance in my audit of the consolidated and separate financial statements of the current year. These matters were addressed in the context of my audit of the consolidated and separate financial statements as a whole, and in forming my opinion thereon, and I do not provide a separate opinion on these matters.

Recognition of Revenue from Construction Contracts

Risk

The Group has revenue from construction contracts for the year ended December 31, 2018 amount of Baht 808.01 million. The Group recognized revenue based on the stage of completion of contracts which it assessed with reference to the proportion of contract costs incurred for the work performed as at the statement of financial position date, relative to the estimated total costs of the contract at completion. The recognition of revenue, therefore, relies on estimates on the stage of completion of each contract. Profit or loss on contracts is a key risk for the audit because of the judgment involved in preparing suitable estimates of the forecast costs on such contracts which could affect the amount of revenue recognized in the year ended December 31, 2018.

Auditor's Response

My audit procedures included selecting samples of those contracts that could have a significant impact on the Group's financial results in order to:

- Assess the appropriateness of Management's estimated total construction cost by verification with reliable sources of external and internal audit evidence;
- Verify the costs incurred with purchase documents;
- Test the calculations of the state of completion; and
- Compare the state of completion with the information from the Group engineers.

In addition, I also conducted site visits for certain significant projects from the selected sampled items.



Liability from product warranty

Risk

As mentioned in Note to the Financial Statement No.16, warranty obligations arose from the contracts and sale of goods provided by the Group's to the customer amount of Baht 22.59 million. The Group identifies specific instances where warranty exposure has arisen and then records its best estimate of its future obligation. The estimation requires judgment made by the Management.

Auditor's Response

I obtained the report on the warranty obligation liability estimations that specify the starting and ending dates of the warranty periods, as prepared by the Group engineers. I selected contracts on a random basis and then conducted test calculations of their warranty obligations and approval verification, and then compared these with the actual, current and previous annual warranty statistics.

Liability for contract delay

Risk

As mentioned in Note to the Financial Statement No.7, the Group has obligations from contract delays for which it owes penalties amount of Baht 3.00 million. The estimation of the liabilities from the contract delays requires judgment by Management.

Auditor's Response

I verified the contracts which are delayed with the terms specified in the agreements, calculated the obligation liability incurred, followed-up on the evidence from the negotiation with the counter party, and then considered the appropriateness of the provision on the liability from the delay contract.



Other information

Management is responsible for the other information. The other information comprises the information include Annual Report, but does not include the consolidated and separate financial statements and my auditor's report thereon. The Annual Report for the year is expected to be made available to me after the date of this auditor's report.

My opinion on the financial statements does not cover the other information and I will not express any form of assurance conclusion thereon.

In connection with my audit of the consolidated and separate financial statements, my responsibility is to read the other information and, in doing so, consider whether the other information is materially inconsistent with the consolidated and separate financial statements or my knowledge obtained in the audit or otherwise appears to be materially misstated.

When I read the annual report, if I conclude that there is a material misstatement therein, I am required to communicate the matter to those charged with governance for correction of the misstatement.

Responsibilities of Management and Those Charged with Governance for the Financial Statements

Management is responsible for the preparation and fair presentation of the financial statements in accordance with Thai Financial Reporting standards, and for such internal control as management determines is necessary to enable the preparation of financial statements that are free from material misstatement, whether due to fraud or error.

In preparing the financial statements, management is responsible for assessing the Group's ability to continue as a going concern, disclosing, as applicable, matters related to going concern and using the going concern basis of accounting unless management either intends to liquidate the Group or to cease operations, or has no realistic alternative but to do so.

Those charged with governance are responsible for overseeing the Group's financial reporting process.

Auditor's Responsibilities for the Audit of the Financial Statements

My objectives are to obtain reasonable assurance about whether the consolidated and separate financial statements as a whole are free from material misstatement, whether due to fraud or error, and to issue an auditor's report that includes my opinion. Reasonable assurance is a high level of assurance, but is not a guarantee that an audit conducted in accordance with ISAs will always detect a material misstatement when it exists. Misstatements can arise from fraud or error and are considered material if, individually or in the aggregate, they could reasonably be expected to influence the economic decisions of users taken on the basis of these financial statements.



As part of an audit in accordance with TSAs, I exercise professional judgment and maintain professional skepticism throughout the audit. I also:

- Identify and assess the risks of material misstatement of the consolidated and separate financial statements, whether due to fraud or error, design and perform audit procedures responsive to those risks, and obtain audit evidence that is sufficient and appropriate to provide a basis for my opinion. The risk of not detecting a material misstatement resulting from fraud is higher than for one resulting from error, as fraud may involve collusion, forgery, intentional omissions, misrepresentations, or the override of internal control.
- Obtain an understanding of internal control relevant to the audit in order to design audit procedures that are appropriate in the circumstances, but not for the purpose of expressing an opinion on the effectiveness of the Group's internal control.
- Evaluate the appropriateness of accounting policies used and the reasonableness of accounting estimates and related disclosures made by management.
- Conclude on the appropriateness of management's use of the going concern basis of accounting and, based on the audit evidence obtained, whether a material uncertainty exists related to events or conditions that may cause significant doubt on the Group's ability to continue as a going concern. If I conclude that a material uncertainty exists, I am required to draw attention in my auditor's report to the related disclosures in the financial statements or, if such disclosures are inadequate, to modify my opinion. My conclusions are based on the audit evidence obtained up to the date of my auditor's report. However, future events or conditions may cause the Group to cease to continue as a going concern.
- Evaluate the overall presentation, structure and content of the financial statements, including the disclosures, and whether the consolidated and separate financial statements represent the underlying transactions and events in a manner that achieves fair presentation.
- Obtain sufficient appropriate audit evidence regarding the financial information of the entities or business activities within the Group to express an opinion on the consolidated financial statements. I am responsible for the direction, supervision and performance of the group audit. I remain solely responsible for my audit opinion.



I communicate with those charged with governance regarding, among other matters, the planned scope and timing of the audit and significant audit findings, including any significant deficiencies in internal control that I identify during my audit.

I also provide those charged with governance with a statement that I have complied with relevant ethical requirements regarding independence, and to communicate with them all relationships and other matters that may reasonably be thought to bear on my independence, and where applicable, related safeguards.

From the matters communicated with those charged with governance, I determine those matters that were of most significance in the audit of the consolidated and separate financial statements of the current period and are therefore the key audit matters. I describe these matters in my auditor's report unless law or regulation precludes public disclosure about the matter or when, in extremely rare circumstances, I determine that a matter should not be communicated in my report because the adverse consequences of doing so would reasonably be expected to outweigh the public interest benefits of such communication.



(Vichai Ruchitanont)

Certified Public Accountant


Registration Number 4054

ANS Audit Company Limited

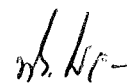
Bangkok, February 22, 2019

GETABEC PUBLIC COMPANY LIMITED AND ITS SUBSIDIARIES
STATEMENTS OF FINANCIAL POSITION
AS AT DECEMBER 31, 2018

		Unit : Baht			
		Consolidated financial statements		Separate financial statements	
Notes		2018	2017	2018	2017
ASSETS					
Current assets					
Cash and cash equivalents	5	109,661,873.91	177,681,000.45	97,906,673.73	160,006,667.65
Trade and other current receivables - net	4, 6	162,902,858.51	171,189,052.15	159,935,222.86	166,634,741.33
Unbilled works in progress - net	7	157,820,091.14	278,291,304.07	157,820,091.14	271,892,959.89
Inventories - net	8	93,932,928.58	114,883,626.37	94,445,050.22	115,435,252.50
Total current assets		524,317,752.14	742,044,983.04	510,107,037.95	713,969,621.37
Non-current assets					
Deposits at financial institutions pledged as collateral	4, 9	35,291,867.41	34,965,508.87	35,291,867.41	34,965,508.87
Investments in subsidiary companies - cost	10	-	-	51,741,290.00	51,741,290.00
Property, plant and equipment - net	11	222,474,202.49	217,842,992.28	202,337,742.79	195,812,681.76
Land held for future projects	12	10,500,000.00	10,500,000.00	12,600,000.00	12,600,000.00
Intangible assets - net	13	23,306,967.69	8,005,953.21	23,306,967.69	7,216,011.92
Withholding tax refundable		25,874,754.30	14,916,117.50	24,276,569.40	13,886,026.75
Retentions		1,371,007.50	6,827,610.75	1,371,007.50	6,827,610.75
Deferred tax assets	14	10,892,801.46	14,931,156.62	10,587,867.86	12,840,211.44
Other non-current assets		1,859,601.57	1,556,959.95	1,286,458.01	1,229,358.01
Total non-current assets		331,571,202.42	309,546,299.18	362,799,770.66	337,118,699.50
Total assets		855,888,954.56	1,051,591,282.22	872,906,808.61	1,051,088,320.87

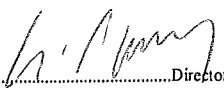

.....Director
(Mr.Suchat Mongkhonaripong)


Getabec Public Company Limited



.....Director
(Mr.Chalard Na ranong)

GETABEC PUBLIC COMPANY LIMITED AND ITS SUBSIDIARIES
STATEMENTS OF FINANCIAL POSITION
AS AT DECEMBER 31, 2018

		Unit : Baht			
		Consolidated financial statements		Separate financial statements	
Notes		2018	2017	2018	2017
LIABILITIES AND SHAREHOLDERS' EQUITY					
Current liabilities					
Bank overdrafts and short-term loans from financial institutions	4, 15	26,330,170.23	95,824,268.18	26,330,170.23	91,754,593.92
Trade and other current payables	4, 16	161,764,328.37	246,256,529.49	163,344,701.59	242,230,113.60
Short-term loans from subsidiary	4	-	-	43,590,000.00	50,000,000.00
Current portion of liabilities under financial lease agreements	17	2,221,025.31	2,403,994.28	2,221,025.31	2,403,994.28
Current portion of long-term loans from financial institution	18	3,454,470.00	7,876,099.97	3,454,470.00	7,876,099.97
Advance received from customers	7	11,826,582.30	21,368,755.85	9,911,816.30	19,643,955.85
Liability on contract delay	7	3,000,000.00	8,790,000.00	3,000,000.00	8,790,000.00
Total current liabilities		208,596,576.21	382,519,647.77	251,852,183.43	422,698,757.62
Non-current liabilities					
Liabilities under financial lease agreement - net	17	3,523,362.26	5,744,388.36	3,523,362.26	5,744,388.36
Long-term loan from financial institution - net	18	5,455,000.00	8,911,360.00	5,455,000.00	8,911,360.00
Other non-current payables		11,691,090.00	-	11,691,090.00	-
Long-term loans from subsidiary	4	-	-	10,000,000.00	-
Non-current provisions for employee benefit	19	18,510,069.00	19,307,675.04	18,510,069.00	17,245,824.04
Total non-current liabilities		39,179,521.26	33,963,423.40	49,179,521.26	31,901,572.40
Total liabilities		247,776,097.47	416,483,071.17	301,031,704.69	454,600,330.02
Shareholders' equity					
Authorized share capital					
Common share 960,000,000 shares, Baht 0.25 par value		240,000,000.00	240,000,000.00	240,000,000.00	240,000,000.00
Issued and paid-up share capital					
Common share 960,000,000 shares, Baht 0.25 par value		240,000,000.00	240,000,000.00	240,000,000.00	240,000,000.00
Discount from purchasing of investment in subsidiaries - net	10	19,386,435.03	19,386,435.03	-	-
Premium on share capital - net		203,361,677.38	203,361,677.38	203,361,677.38	203,361,677.38
Retained earnings					
Appropriated - legal reserve	20	20,660,000.00	20,500,000.00	20,660,000.00	20,500,000.00
Unappropriated		123,772,921.22	154,782,405.02	106,176,781.08	134,746,405.47
Other components of shareholders' equity		930,307.56	(2,923,868.78)	1,676,645.46	(2,120,092.00)
Total equity attributable to equity holders of the Company		608,111,341.19	635,106,648.65	571,875,103.92	596,487,990.85
Non-controlling interests		1,515.90	1,562.40	-	-
Total shareholders' equity		608,112,857.09	635,108,211.05	571,875,103.92	596,487,990.85
Total liabilities and shareholders' equity		855,888,954.56	1,051,591,282.22	872,906,808.61	1,051,088,320.87



.....Director
(Mr.Suchat Mongkhonapong)


Getabec Public Company Limited



.....Director
(Mr.Chalard Na ranong)

GETABEC PUBLIC COMPANY LIMITED AND ITS SUBSIDIARIES
STATEMENTS OF PROFIT OR LOSS AND OTHER COMPREHENSIVE INCOME
FOR THE YEAR ENDED DECEMBER 31, 2018

		Unit : Baht			
		Consolidated financial statements		Separate financial statements	
	Notes	2018	2017	2018	2017
	3, 27				
Revenue from contract work	4, 24	808,014,750.66	1,193,035,444.41	798,302,363.12	1,082,894,013.15
Revenue from services	4, 24	195,862,948.50	169,476,130.48	188,179,508.43	166,125,441.56
Cost of contract work	4	(767,929,438.78)	(1,048,827,206.08)	(766,779,912.18)	(964,021,216.33)
Cost of services	4	(127,623,037.64)	(121,001,609.25)	(122,658,229.69)	(118,687,955.18)
Gross profit		108,325,222.74	192,682,759.56	97,043,729.68	166,310,283.20
Dividend incomes	4, 10, 21, 24	-	-	-	29,999,600.00
Other income	4, 24	14,861,667.51	7,448,911.70	15,282,345.59	14,127,702.54
Profit before expenses		123,186,890.25	200,131,671.26	112,326,075.27	210,437,585.74
Selling expenses		(65,372,473.84)	(70,270,699.53)	(58,973,849.82)	(53,509,358.58)
Administrative expenses	4	(50,491,146.82)	(72,855,604.73)	(42,370,961.30)	(60,115,810.71)
Profit before financial costs and tax expense		7,323,269.59	57,005,367.00	10,981,264.15	96,812,416.45
Financial costs	4	(3,521,135.60)	(5,098,208.34)	(6,506,729.43)	(6,562,953.33)
Profit before tax expense		3,802,133.99	51,907,158.66	4,474,534.72	90,249,463.12
Tax expense	14, 22	(3,070,664.40)	(8,718,342.41)	(1,303,159.22)	(9,170,042.55)
Profit for the years		731,469.59	43,188,816.25	3,171,375.50	81,079,420.57
Other comprehensive income					
<i>Items that will not be reclassified to profit or loss</i>					
Defined benefit plan actuarial losses		4,838,453.82	-	4,745,921.82	-
Income tax on other comprehensive income relating to items that will not be reclassified		(967,690.76)	-	(949,184.36)	-
<i>Items that may be reclassified subsequently to profit or loss</i>					
Foreign currency translation differences		(16,586.72)	(1,140,485.01)	-	-
Other comprehensive income (loss) for the years		3,854,176.34	(1,140,485.01)	3,796,737.46	-
Total comprehensive income for the years		4,585,645.93	42,048,331.24	6,968,112.96	81,079,420.57
Profit attributable to :					
Equity holders of the parent		731,516.09	43,188,902.35	3,171,375.50	81,079,420.57
Non-controlling interests		(46.50)	(86.10)	-	-
		731,469.59	43,188,816.25	3,171,375.50	81,079,420.57
Total comprehensive income attributable to :					
Equity holders of the parent		4,585,692.43	42,048,417.34	6,968,112.96	81,079,420.57
Non-controlling interests		(46.50)	(86.10)	-	-
		4,585,645.93	42,048,331.24	6,968,112.96	81,079,420.57
Earnings per share					
Basic Earnings per share					
Basic Earnings per share (Baht)		0.001	0.045	0.003	0.084
Weighted average number of common shares (share)		960,000,000	960,000,000	960,000,000	960,000,000



.....Director
(Mr. Suchat Mongkhonarping)





.....Director
(Mr. Chalard Na ranong)

GETABEC PUBLIC COMPANY LIMITED AND ITS SUBSIDIARIES
STATEMENTS OF CHANGES IN SHAREHOLDERS' EQUITY
FOR THE YEAR ENDED DECEMBER 31, 2018

Unit : Baht												
Consolidated financial statements												
Notes	Share capital Issued and paid - up	Premium on share capital	Discount from purchasing of investment in subsidiary	Retained earnings		Other components of equity		Total other components of equity	Total holders' equity of the Company	Non-controlling interests	Total shareholders' equity	
				Appropriated	Unappropriated	Actuarial gains (loss)	Income (Loss) Currency translation					
Balance at January 1, 2018	240,000,000.00	203,361,677.38	19,386,435.03	20,500,000.00	154,782,405.02	(2,017,416.57)	(906,452.21)	(2,923,868.78)	635,106,648.65	1,562.40	635,108,211.05	
Changes in shareholders' equity for the year :												
Legal reserve	-	-	-	160,000.00	(160,000.00)	-	-	-	-	-	-	
Dividend	-	-	-	-	(31,580,999.89)	-	-	-	(31,580,999.89)	-	(31,580,999.89)	
Total comprehensive income (loss) for the year	-	-	-	-	731,516.09	3,870,763.06	(16,586.72)	3,854,176.34	4,585,692.43	(46.50)	4,585,645.93	
Balance as at December 31, 2018	240,000,000.00	203,361,677.38	19,386,435.03	20,660,000.00	123,772,921.22	1,853,346.49	(923,038.93)	930,307.56	608,111,341.19	1,515.90	608,112,857.09	
Balance at January 1, 2017	240,000,000.00	203,361,677.38	19,386,435.03	16,400,000.00	146,413,502.67	(2,017,416.57)	234,032.80	(1,783,383.77)	623,778,231.31	2,048.50	623,780,279.81	
Changes in shareholders' equity for the year :												
Legal reserve	-	-	-	4,100,000.00	(4,100,000.00)	-	-	-	-	-	-	
Dividend	-	-	-	-	(30,720,000.00)	-	-	-	(30,720,000.00)	(400.00)	(30,720,400.00)	
Total comprehensive income (loss) for the year	-	-	-	-	43,188,902.35	-	(1,140,485.01)	(1,140,485.01)	42,048,417.34	(86.10)	42,048,331.24	
Balance as at December 31, 2017	240,000,000.00	203,361,677.38	19,386,435.03	20,500,000.00	154,782,405.02	(2,017,416.57)	(906,452.21)	(2,923,868.78)	635,106,648.65	1,562.40	635,108,211.05	


 (Mr. Suchat Mongkhonarpong)
 Director




 (Mr. Chalard Na ranong)
 Director

GETABEC PUBLIC COMPANY LIMITED AND ITS SUBSIDIARIES
STATEMENTS OF CHANGES IN SHAREHOLDERS' EQUITY
FOR THE YEAR ENDED DECEMBER 31, 2018

Unit: Baht

	Notes	Separate financial statements					
		Share capital Issued and paid - up	Premium on share capital	Retained earnings		Other components of equity	
				Appropriated	Unappropriated	Other comprehensive Income (Loss) Actuarial gains (loss)	Total
Balance at January 1, 2018		240,000,000.00	203,361,677.38	20,500,000.00	134,746,405.47	(2,120,092.00)	596,487,990.85
Changes in shareholders' equity for the year :							
Legal reserve	20	-	-	160,000.00	(160,000.00)	-	-
Dividend	21	-	-	-	(31,580,999.89)	-	(31,580,999.89)
Total comprehensive income for the year		-	-	-	3,171,375.50	3,796,737.46	6,968,112.96
Balance as at December 31, 2018		240,000,000.00	203,361,677.38	20,660,000.00	106,176,781.08	1,676,645.46	571,875,103.92
Balance at January 1, 2017		240,000,000.00	203,361,677.38	16,400,000.00	88,486,984.90	(2,120,092.00)	546,128,570.28
Changes in shareholders' equity for the year :							
Legal reserve	20	-	-	4,100,000.00	(4,100,000.00)	-	-
Dividend	21	-	-	-	(30,720,000.00)	-	(30,720,000.00)
Total comprehensive income for the year		-	-	-	81,079,420.57	-	81,079,420.57
Balance as at December 31, 2017		240,000,000.00	203,361,677.38	20,500,000.00	134,746,405.47	(2,120,092.00)	596,487,990.85

[Signature]

.....Director




Getabec Public Company Limited

[Signature]


.....Director

GETABEC PUBLIC COMPANY LIMITED AND ITS SUBSIDIARIES
STATEMENTS OF CASH FLOWS
FOR THE YEAR ENDED DECEMBER 31, 2018

	Unit : Baht			
	Consolidated financial statements		Separate financial statements	
	2018	2017	2018	2017
Cash flows from operating activities:				
Profit before income tax expense	3,802,133.99	51,907,158.66	4,474,534.72	90,249,463.12
Adjustments to reconcile profit to net cash provided by (used in)				
operating activities:				
Depreciation and amortization	28,021,502.96	25,230,063.65	26,312,090.72	23,409,415.38
Allowance for doubtful accounts (Reversal)	(276,616.41)	8,235,490.98	(276,616.41)	2,617,057.98
Profit (loss) on disposal of assets	(1,496,563.35)	130,016.39	(700,332.94)	438,426.61
Non-current provisions for employee benefit	4,541,617.78	3,970,286.00	4,384,777.90	3,631,381.00
Liability from product warranty (Reversal)	(1,643,758.77)	2,901,599.72	(393,984.85)	5,818,183.01
Liability on contract delay (Reversal)	(5,790,000.00)	-	(5,790,000.00)	-
Dividend received from subsidiary	-	-	-	(29,999,600.00)
Interest income	(1,162,693.51)	(1,164,781.94)	(1,063,165.76)	(1,135,137.03)
Finance costs	3,457,503.41	5,098,208.34	6,506,729.43	6,562,953.33
Gain from operating activities before changes in				
operating assets and liabilities	29,453,126.10	96,308,041.80	33,454,032.81	101,592,143.40
Changes in operating assets - (increase) decrease :				
Trade and other current receivables	11,665,526.81	37,339,382.44	7,031,193.95	(1,199,329.31)
Unbilled works in progress	120,471,212.93	(191,845,611.85)	114,072,868.75	(215,166,883.40)
Inventories	20,950,697.79	9,191,466.08	20,990,202.28	(34,780,581.93)
Retentions	5,456,603.25	(2,149,383.91)	5,456,603.25	(2,149,383.91)
Other non-current assets	(864,385.96)	(385,163.13)	(57,100.00)	395,865.73
Changes in operating liabilities - increase (decrease) :				
Trade and other current payables	(89,891,544.93)	58,453,574.02	(85,713,129.74)	84,657,476.60
Advance received from customers	(9,542,173.55)	(13,007,748.85)	(9,732,139.55)	(14,732,548.85)
Cash provided by (used in) operating activities	87,699,062.44	(6,095,443.40)	85,502,531.75	(81,383,241.67)
Payment for employee benefit obligations	(500,770.00)	(1,367,314.96)	(500,770.00)	(1,367,314.96)
Proceeds from employee benefit obligations	-	-	2,126,158.88	-
Income tax paid	(15,902,974.53)	(25,342,405.41)	(15,902,974.53)	(19,699,575.60)
Refund of income tax	5,506,082.07	3,075,168.05	5,512,431.88	1,119,665.36
Net cash provided by (used in) operating activities	76,801,399.98	(29,729,995.72)	76,737,377.98	(101,330,466.87)


.....Director
(Mr. Suchat Mongkhonarping)


Getabec Public Company Limited


.....Director
(Mr. Chalard Na ranong)

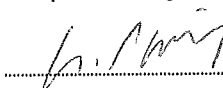
GETABEC PUBLIC COMPANY LIMITED AND ITS SUBSIDIARIES
STATEMENTS OF CASH FLOWS
FOR THE YEAR ENDED DECEMBER 31, 2018

	Unit : Baht			
	Consolidated financial statements		Separate financial statements	
	2018	2017	2018	2017
Cash flows from investing activities:				
Increase in restricted deposits at financial institution	(326,358.54)	(19,093,290.68)	(326,358.54)	(19,093,290.68)
Dividend income from subsidiary	-	-	-	29,999,600.00
Payment for acquisition of fixed assets	(28,410,187.05)	(56,425,996.73)	(28,410,187.05)	(56,379,596.73)
Payment for acquisition of intangible assets	(4,814,477.53)	(5,006,486.97)	(4,814,477.53)	(4,945,586.97)
Proceeds from sales of fixed assets	2,472,160.28	938,228.30	701,550.00	629,817.08
Interest income received	1,107,634.44	2,074,379.76	1,008,106.69	972,248.43
Net cash used in investing activities	(29,971,228.40)	(77,513,166.32)	(31,841,366.43)	(48,816,808.87)
Cash flows from financing activities:				
decrease in bank overdrafts and short-term loans				
from financial institutions	(69,494,097.95)	45,006,284.59	(65,424,423.69)	62,540,222.24
decrease in short-term loan from subsidiary - net	-	-	3,590,000.00	50,000,000.00
Proceeds of long-term loan from financial institutions	-	13,120,000.00	-	13,120,000.00
Repayment of long-term loan from financial institutions	(7,877,989.97)	(8,116,272.89)	(7,877,989.97)	(8,116,272.89)
Repayment of liabilities under financial leases agreements	(2,403,995.07)	(2,406,453.14)	(2,403,995.07)	(2,406,453.14)
Finance costs paid	(3,483,325.58)	(6,165,083.29)	(3,306,293.91)	(5,684,020.06)
Dividends paid	(31,573,302.83)	(30,694,911.89)	(31,573,302.83)	(30,694,911.89)
Dividend payment for non-controlling interests	-	(400.00)	-	-
Net cash provided by (used in) financing activities	(114,832,711.40)	10,743,163.38	(106,996,005.47)	78,758,564.26
Difference from currency translation of financial statements	(16,586.72)	(1,140,485.01)	-	-
Net decrease in cash and cash equivalents	(68,019,126.54)	(97,640,483.66)	(62,099,993.92)	(71,388,711.48)
Cash and cash equivalents at beginning of the years	177,681,000.45	275,321,484.11	160,006,667.65	231,395,379.13
Cash and cash equivalents at end of the years	109,661,873.91	177,681,000.45	97,906,673.73	160,006,667.65


Supplemental cash flow information:

Non-cash transactions:

Increase of assets under financial leases agreements	-	5,859,078.08	-	5,859,078.08
Payables for purchase of Intangible assets	15,704,660.00	-	15,704,660.00	-


.....Director
(Mr.Suchat Mongkhonaripong)


Getabec Public Company Limited


.....Director
(Mr.Chalard Na ranong)

GETABEC PUBLIC COMPANY LIMITED AND ITS SUBSIDIARIES

NOTES TO FINANCIAL STATEMENT

FOR THE YEAR ENDED DECEMBER 31, 2018

1. GENERAL INFORMATION

Getabec Public Company Limited ("The Company") was incorporated as a limited company under Thai law on July 13, 1983. On September 18, 2015, the entity changed its name to Getabec Public Company Limited and registered as a public company limited with the Ministry of Commerce. Its office is located at 335/7, Srinakharin Road, Nongborn, Pravej, Bangkok. The Company has nine branches throughout Thailand.

The Company is principally engaged in the manufacture and distribution of steam boilers and hot water boilers including boiler installation and repair.

Mongkhonaripong Group is a major shareholder, holding 75% of the paid up share capital of the Company.

2. BASIS FOR PRESENTATION OF THE FINANCIAL STATEMENTS

The accompanying financial statements are prepared in accordance with Thai Financial Reporting Standards ("TFRS") including related interpretations and guidelines promulgated by the Federation of Accounting Professions ("FAP") and applicable rules and regulations of the Thai Securities and Exchange Commission.

The presentation of the financial statements has been made in compliance with the stipulations of the Notification of the Department of Business Development dated October 11, 2016, issued under the Accounting Act B.E. 2543

The accompanying financial statements have been prepared in the Thai language and expressed in Thai Baht. Such financial statements have been prepared for domestic reporting purposes. For the convenience of the readers not conversant with the Thai language, an English version of the financial statements has been provided by translating from the Thai version of the financial statements.

The preparation of the financial statements in conformity with Thai Financial Reporting Standards ("TFRS") requires management to make judgments, estimates and assumptions that affect the application of policies and reported amounts of assets, liabilities, income and expenses. The estimates and associated assumptions are based on historical experience and various other factors that are believed to be reasonable under the circumstances, the results of which form the basis of making the judgments about carrying amounts of assets and liabilities that are not readily apparent from other sources. Subsequent actual results may differ from these estimates.

The estimates and underlying assumptions are reviewed on an ongoing basis. Revisions to accounting estimates are recognized in the period in which the estimate is revised, if the revision affects only that period, and in the period of the revision and future periods, if the revision affects both current and future periods.

The financial statements are prepared on the historical cost basis, except as disclosed in respective accounting policies.



Getabec Public Company Limited

A handwritten signature in black ink, appearing to read 'Suchat'.

.....Director

(Mr. Suchat Mongkhonaripong)

A handwritten signature in black ink, appearing to read 'Chalard'.

.....Director

(Mr. Chalard Na ranong)

Q

Basis for preparation of the consolidated financial statements

- a) The consolidated financial statements relate to Getabec Public Company Limited and its subsidiaries (together referred to as the "Group") Details of the Company's subsidiaries as at December 31, 2018 and 2017 are as follows:


Name	Country of incorporation	Type of business	Percentage of holding	
			2018	2017
German-Thai Boiler Engineering Cooperation Company Limited	Thailand	Temporarily halted main business operation and then leased its land and building to the parent company.	99.99	99.99
Getabec International Company Limited	Thailand	Sale of steam boilers including boiler installation and repair.	99.99	99.99
Getabec Vietnam Company Limited	Vietnam	Sale of steam boilers including boiler installation.	100.00	100.00


- b) The Company is deemed to have control over an investee or subsidiaries if it has rights, or is exposed, to variable returns from its involvement with the investee, and it has the ability to direct the activities that affect the amount of its returns.
- c) Subsidiaries are fully consolidated as from the date on which the Company obtains control, and continue as consolidated until the date when such control ceases.
- d) The financial statements of the subsidiaries are prepared using the same significant accounting policies as the Company.
- e) Assets and liabilities denominated in foreign currencies in the financial statement of the subsidiary company in overseas are translated into Thai Baht at exchange rates at the end of reporting period. Revenue and expenses are translated into Thai Baht at exchange rates using monthly average exchange rates. The difference from currency translation is presented in "Difference on exchange rate from currency translation" in the Statements of Changes in Shareholders' Equity.
- f) Material balances and transactions between the Company and its subsidiaries have been eliminated from the consolidated financial statements.
- g) Non-controlling interests represent the portion of profit or loss and net assets of the subsidiaries that are not held by the Company and are presented separately in the consolidated profit or loss and within equity in the consolidated statement of financial position.

The separate financial statements, which presented investments in subsidiaries under the cost method, have been prepared solely for the benefit of the public.



Getabec Public Company Limited


.....Director
(Mr. Suchat Mongkhonaripong)


.....Director
(Mr. Chalard Na ranong)

New financial reporting standards

(a) Financial reporting standards that became effective in the current year

During the year 2018, the Company and its subsidiaries have adopted the revised financial reporting standards and interpretations (revised 2017) and new accounting treatment guidance which are effective for fiscal years beginning on or after 1 January 2018. These financial reporting standards were aimed at alignment with the corresponding International Financial Reporting Standards with most of the changes and clarifications directed towards disclosures in the notes to financial statements. The adoption of these financial reporting standards does not have any significant impact on the Company and its subsidiaries' financial statements.

(b) Financial reporting standards that will become effective for fiscal years beginning on or after 1 January 2019

During the year 2018, the Federation of Accounting Professions issued a number of revised and new financial reporting standards and interpretations (revised 2018) including new accounting treatment guidance, which are effective for fiscal years beginning on or after 1 January 2019. These financial reporting standards were aimed at alignment with the corresponding International Financial Reporting Standards with most of the changes directed towards clarifying accounting treatment and providing accounting guidance for users of the standards.

The management of the Company and its subsidiaries believe that most of the revised financial reporting standards will not have any significant impact on the financial statements when they are initially applied. However, the new standard involves changes to key principles, as summarized below.

TFRS 15 Revenue from Contracts with Customers


TFRS 15 supersedes the following accounting standards together with related Interpretations.


TAS 11 (revised 2017)	Construction contracts
TAS 18 (revised 2017)	Revenue
TSIC 31 (revised 2017)	Revenue - Barter Transactions Involving Advertising Services
TFRIC 13 (revised 2017)	Customer Loyalty Programmes
TFRIC 15 (revised 2017)	Agreements for the Construction of Real Estate
TFRIC 18 (revised 2017)	Transfers of Assets from Customers

Q



Getabec Public Company Limited


.....Director
(Mr. Suchat Mongkhonaripong)


.....Director
(Mr. Chalard Na ranong)

Entities are to apply this standard to all contracts with customers unless those contracts fall within the scope of other standards. The standard establishes a five-step model to account for revenue arising from contracts with customers, with revenue being recognized at an amount that reflects the consideration to which an entity expects to be entitled in exchange for transferring goods or services to a customer. The standard requires entities to exercise judgement, taking into consideration all of the relevant facts and circumstances when applying each step of the model.

The management of the Company and its subsidiaries is currently evaluating the impact of these standards to the financial statements in the year when they are adopted.

(c) Financial reporting standards related to the set of financial instruments that will become effective for fiscal years beginning on or after 1 January 2020

During the year 2018, the Federation of Accounting Professions issued the set of TFRSs related to financial instruments consists of five accounting standards and interpretations, as follows:

Financial reporting standards:

TFRS 7 Financial Instruments: Disclosures

TFRS 9 Financial Instruments

Accounting standard:

TAS 32 Financial Instruments: Presentation

Financial Reporting Standard Interpretations:


TFRIC 16 Hedges of a Net Investment in a Foreign Operation


TFRIC 19 Extinguishing Financial Liabilities with Equity Instruments

These TFRSs related to financial instruments make stipulations relating to the classification of financial instruments and their measurement at fair value or amortised cost (taking into account the type of instrument, the characteristics of the contractual cash flows and the Company's business model), calculation of impairment using the expected credit loss method, and hedge accounting. These include stipulations regarding the presentation and disclosure of financial instruments. When the TFRSs related to financial instruments are effective, some accounting standards, interpretations and guidance which are currently effective will be cancelled.

Q




.....Director
(Mr.Suchat Mongkhonaripong)


.....Director
(Mr.Chalard Na ranong)

3. SIGNIFICANT ACCOUNTING POLICIES

3.1 Incomes recognition

- Sales are recognized upon the delivery or transfer of risk and rewards of ownership of goods to the buyer and represent the invoiced value, excluding value added tax, after deducting goods returns and discounts.
- Revenues from contract work are recognized on the percentage of completion method which is computed in accordance with the proportion of actual cost incurred as compared to the total estimated cost of the contract.
- Revenues from services for installation, repair and maintenance are recognized when the services are completely rendered to customers or recognized in accordance with the period of the contract of service rendered.
- Other income and interest income are recognized on the accrual basis.
- Commission income is recognized when cash received.

3.2 Expenses recognition

Expenses are recognized on the accrual basis.

Operating leases

Payments made under operating leases are recognized in the statements of profit or loss on a straight line basis over the terms of the lease. Lease incentives received are recognized in the statements of profit or loss as an integral part of the total lease payments made. Contingent rentals are charged to the statements of profit or loss in the accounting period in which they are incurred.

Finance lease payments

Minimum lease payments are apportioned between the finance charge and the reduction of the outstanding liabilities. The finance charge is allocated to each period during the lease term so as to produce a constant periodic rate of interest on the remaining balance of the liabilities.

3.3 Accounts in foreign currencies

Transactions in foreign currencies are translated into Baht at the rate of exchange prevailing on the transaction dates. Assets and liabilities in foreign currencies at the end of the year are translated into Baht at the rate of exchange prevailing on that date.


Gain or loss upon translation is included in the statement of profit or loss.

3.4 Cash and cash equivalents

Cash and cash equivalents comprise cash on hand, cash at bank, bank deposit with an original maturity of three months or less and not subject to withdrawal restrictions.

3.5 Current investments

Current investments consist of bank deposits over 3 months and up to 1 year.

  
.....Director
Getabec Public Company Limited
(Mr.Suchat Mongkhonaripong) (Mr.Chalard Na ranong)

3.6 Trade and other current receivables

Trade and other current receivable are carried at their net realizable value. The Company sets up allowance for doubtful accounts based on the estimated collection losses that may be incurred in collection of receivables. The allowance is based on collection experience and the current status of receivables.

3.7 Unbilled works in progress

Unbilled works in progress are stated at the net realizable value which is recognized in accordance with the percentage of completion method by using the proportion of actual cost incurred as compared to the total estimated cost of the contract.

3.8 Inventories

Inventories are stated at the lower of cost or net realizable value.

Costs of raw material comprise costs of purchase and direct expenses related to the purchase.

Costs of finished goods and works in process comprise raw material, direct labor, direct expenses and overheads.

The Company's inventories are accounted for by using the cost method as follows:

<u>Type</u>	<u>Cost methods</u>
Raw material, spare parts and supplies	First-in, first-out
Goods in transit	Specific
Works in process	Specific

The Company sets up allowance for the decline in value of inventories on the basis of damage, long outstanding or obsolete inventories.

Net realizable value is the estimate of the selling price in the ordinary course of business, less the costs of completion and selling expenses.

3.9 Investments in subsidiaries

Investments in subsidiaries are stated at cost net from allowance on impairment (if any).


3.10 Property, building improvements and equipment

Land is stated at cost less impairment losses (if any).

Buildings and equipment are stated at cost less accumulated depreciation and impairment losses (if any).


Depreciation is computed by the straight-line method based on useful lives of the assets as follows:

	<u>Years</u>
Buildings	20
Leasehold improvement	20
Machine, tools and equipment	5 and 10
Office furniture and fixtures	5
Vehicles	5


.....Director

(Mr.Suchat Mongkhonaripong)


Getabec Public Company Limited


.....Director

(Mr.Chalard Na ranong)

Depreciation methods, useful lives and residual values are reviewed at each financial year-end and adjusted if appropriate.

3.11 Intangible assets and amortization

Intangible assets are carried at cost less accumulated amortization and accumulated impairment losses (if any).

Intangible assets with finite lives are amortized on a systematic basis over the economic useful life and tested for impairment whenever there is an indication that the intangible asset may be impaired. The amortization period and the amortization method for an intangible asset are reviewed at least at each financial year end. The amortization expense is charged to the income statement.

Computer software is amortized to expense by the straight line method for 5 years.

The Substantial technical information are amortized to expense by the straight line method for 10 years

3.12 Trade and other current payables

Trade and other current payables are stated at cost.

3.13 Non-current provisions for employee benefit

Short-term benefits

The Company recognized salaries, wages, bonuses and social security contributions as expenses on an accrual basis.

Post-employment benefits - defined benefit plan


The employee benefit obligations in relation to the severance payment under the labor law and other defined benefits are recognized as a charge to results of operations over the employee's service period. It is calculated by the estimation of the amount of future benefit to be earned by the employee in return for the service provided to the Company and the subsidiary through the service period up to the retirement age and the amount is discounted to determine the present value. The reference discount rate is the yield rate of government bonds as at the reporting date. The calculation is based on the actuarial technique using the Projected Unit Credit Method.

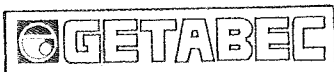
When the actuarial assumptions are changed, the Company recognizes actuarial gains or losses in other comprehensive income in the period in which they arise.

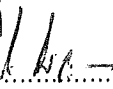
3.14 Provisions

A provision is recognized in the statements of financial position when the Group has a present legal or constructive obligation as a result of past events, and it is probable that an outflow of economic benefits will be required to settle the obligation and a reliable estimate can be made of the amount of the obligation, if the effect is material.

Q


.....Director
(Mr. Suchat Mongkhonaripong)


Getabec Public Company Limited
.....Director
(Mr. Chalard Na ranong)


.....Director
(Mr. Chalard Na ranong)

3.15 Income tax

Income tax expenses for the year comprise current and deferred tax. Current tax and deferred tax are recognized in profit or loss except to the extent that they relate to items recognized directly in shareholders' equity or in other comprehensive income.

Current tax is the expected tax payable or receivable on the taxable income or loss for the year, using tax rates enacted or substantively enacted at the end of reporting period date, and any adjustment to tax payable in respect of previous years.

Deferred tax is recognized in respect of temporary differences between the carrying amounts of assets and liabilities for financial reporting purposes and the amounts used for taxation purposes.

Deferred tax is measured at the tax rates that are expected to be applied to the temporary differences when they reverse, using tax rates enacted or substantively enacted at the end of reporting period date.

In determining the amount of current and deferred tax, the Group takes into account the impact of uncertain tax positions and whether additional taxes and interest may be due. The Group believes that its accruals for tax liabilities are adequate for all open tax years based on its assessment of many factors, including interpretations of tax law and prior experience. This assessment relies on estimates and assumptions and may involve a series of judgments about future events. New information may become available that causes the Group to change its judgment regarding the adequacy of existing tax liabilities; such changes to tax liabilities will impact tax expenses in the period that such a determination is made.

Deferred tax assets and liabilities are offset if there is a legally enforceable right to offset current tax liabilities and assets, and they relate to income taxes levied by the same tax authority on the same taxable entity, or on different tax entities, but they intend to settle current tax liabilities and assets on a net basis or their tax assets and liabilities will be realized simultaneously.


A deferred tax asset is recognized to the extent that it is probable that future taxable profits will be available against which the temporary differences can be utilized. Deferred tax assets are reviewed at the end of reporting period date and reduced to the extent that it is no longer probable that the related tax benefit will be realized.


3.16 Basic earnings per share

Basic earnings per share are computed by dividing profit for the year by the weighted average number of ordinary shares outstanding during the year.

Q




.....Director
(Mr.Suchat Mongkhonaripong)


.....Director
(Mr.Chalard Na ranong)

3.17 Significant accounting judgements and estimates

Allowance for doubtful accounts

In determining an allowance for doubtful accounts, the management needs to make judgement and estimates based upon, among other things, past collection history, aging profile of outstanding debts and the prevailing economic condition.

Allowance for diminution in inventory value

In determining an allowance for diminution in inventory value, the management needs to make judgement in estimating loss from slow moving and deteriorated inventories including the effect from declining in net realisable value of inventories.

Impairment of investments

Management assesses the impairment of investments in subsidiary companies by considering the operating result and the future business plan of the subsidiaries. Such consideration is based on management's judgement.

Impairment of assets

At the end of each reporting period, the Group performs impairment reviews in respect of the property, plant and equipment and other intangible assets whenever events or changes in circumstances indicate that an asset may be impaired. An impairment loss is recognized when the recoverable amount of an asset, which is the higher of the asset's fair value less costs to sell and its value in use, is less than the carrying amount. In determining value in use, the estimated future cash flows are discounted to their present value using a pre-tax discount rate that reflects current market assessments of the time value of money and the risks specific to the asset. In determining fair value less costs to sell, an appropriate valuation model is used. These calculations are corroborated by a valuation model that, based on information available, reflects the amount that the Group could obtain from the disposal of the asset in an arm's length transaction between knowledgeable, willing parties, after deducting the costs of disposal.

An impairment loss is recognized in the income statement.

Property, plant and equipment

In determining depreciation of plant and equipment, the management is required to make estimates of the useful lives and residual values of the plant and equipment and to review estimated useful lives and residual values when there are any changes.

In addition, the management is required to review property, plant and equipment for impairment on a periodic basis and record impairment losses in the period when it is determined that their recoverable amount is lower than the carrying amount. This requires judgements regarding forecast of future revenues and expenses relating to the assets subject to the review.



Getabec Public Company Limited

[Signature]

.....Director

(Mr.Suchat Mongkhonaripong)

[Signature]

.....Director

(Mr.Chalard Na ranong)

[Handwritten mark]

Leases

In determining whether a lease is to be classified as an operating lease or finance lease, the management is required to use judgement regarding whether significant risk and rewards of ownership the leased asset have been transferred, taking into consideration terms and conditions of the arrangement.

Post-employment benefits under defined benefit plans

The obligation under the defined benefit plan is determined based on actuarial techniques. Such determination is made based on various assumptions, including discount rates, future salary increase rates, mortality rates and staff turnover rates.

Provisions

Provisions are recognized when the Company has a present obligation as a result of a past event, it is probable that an outflow of resources embodying economic benefits will be required to settle the obligation, and a reliable estimate can be made of the amount of the obligation.

Deferred tax assets

The Company and subsidiaries recognized deferred tax assets for deductible temporary differences and unused tax losses to the extent that it is probable that taxable profit will be available against which the temporary differences and losses can be utilised. Significant management judgement is required to determine the amount of deferred tax assets that can be recognised, based upon the likely timing and level of estimate future taxable profits.

4. TRANSACTIONS WITH RELATED PARTIES

Related parties are those parties linked to the Company as shareholders or by common shareholders or directors. Transactions with related parties are conducted at agreed prices on the basis determined by the Company and the related parties concerned. The Company and its related parties were as follows:

Q



Getabec Public Company Limited

.....*h. Nany*..... Director

(Mr.Suchat Mongkhonaripong)

.....*and h.c.*..... Director

(Mr.Chalard Na ranong)

Name	Nature of business	Nature of relationships
<u>Subsidiaries</u>		
German-Thai Boiler Engineering Cooperation Co.,Ltd	Temporarily halted main business operation and then leased its land and building to the parent company.	99.99 % holding of interest
Getabec International Co.,Ltd	Sale of steam boilers including boiler installation and repair.	99.99 % holding of interest
Getabec Vietnam Co.,Ltd	Sale of steam boilers including boiler installation	100.00 % holding of interest
<u>Related companies</u>		
Getabec Holding Co.,Ltd	Office rental service.	Common major shareholders
F7 rent Co.,Ltd	Property rental service	Common major shareholders and directors

Significant transactions between the Company and related parties for the years ended December 31, 2018 and 2017 were as follows:

		Unit : Baht			
		Consolidated financial statements		Separate financial statements	
Pricing Policy		2018	2017	2018	2017
<u>Revenues</u>					
Revenue from contract work	Cost plus margin	-	-	12,969,326.03	12,967,913.05
Revenue from services	Cost plus margin	-	-	382,940.32	11,946.00
<u>Other incomes</u>					
Management income	Mutually agreed	-	-	1,560,000.00	7,440,000.00
Dividend income	As declared	-	-	-	29,999,600.00
<u>Cost</u>					
Purchase of spare parts and cost of services	Cost plus margin	-	-	17,704,266.22	3,820,544.78
<u>Expenses</u>					
Financial costs	1.00 - 7.37% P.A.	-	-	3,226,257.69	1,945,808.22
<u>Land and</u>					
Building rental	Mutually agreed	3,360,250.00	4,096,050.00	4,948,858.00	5,068,338.00
<u>Management remuneration</u>					
- Short-term Remuneration		17,023,022.00	20,049,973.69	17,023,022.00	20,049,973.69
- Long-term Remuneration		636,083.00	611,864.00	636,083.00	611,864.00



Getabec Public Company Limited

G. Nany
.....Director

(Mr.Suchat Mongkhonaripong)

Chalard Na ranong
.....Director

(Mr.Chalard Na ranong)

Significant balances with related parties as at December 31, 2018 and 2017 were as follows:

	Unit : Baht			
	Consolidated financial statements		Separate financial statements	
	2018	2017	2018	2017
Assets				
Trade receivables	-	-	10,642,233.49	-
Other current receivables				
- Accrued consulting fees	-	-	21,400.00	21,400.00
- Cash advances	-	-	290,306.84	290,306.84
Liabilities				
Trade payables	-	-	700,000.00	2,269,809.81
Other current payables				
- Payables for purchase of assets	-	-	200,000.00	-
- Rental payable	-	-	-	132,384.00
- Accrued interest	-	-	5,172,065.91	1,945,808.22
Accrued directors and management's benefits	3,067,375.00	4,973,149.69	3,067,375.00	4,973,149.69
Short-term loans from subsidiary	-	-	43,590,000.00	50,000,000.00
Long-term loans from subsidiary	-	-	10,000,000.00	-

As December 31, 2018 and 2017, the Company has interest rates of the short-term loan from Getabec International Co., Ltd. is 7.12% which the principal payment is due within June 16, 2019

As December 31, 2018, the Company has interest rates of the long-term loan from German-Thai Boiler Engineering Cooperation Co., Ltd. is 1.00% which the principal payment is due within January 10, 2020.


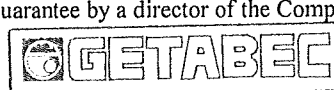
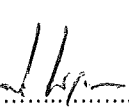
Lease agreements with subsidiaries and related parties

As at December 31, 2018 and 2017, the Company has Land and Buildings Rental Agreements with its subsidiary and related companies. Total rental charges per month are Baht 0.41 million and Baht 0.47 million, respectively.

Syndicated credit facilities with subsidiaries and related parties

As at December 31, 2018, the Company had syndicated credit facilities with subsidiaries from financial institutions totaling Baht 484 million. These credit facilities are secured by the guarantee from the Company and its subsidiaries, and by pledge of fixed deposits, mortgage of land and structures and machinery of the Company and subsidiaries.

As at December 31, 2017, the Company had syndicated credit facilities with subsidiaries from financial institutions totaling Baht 484 million. These credit facilities are secured by the guarantee from the Company and its subsidiaries, and by pledge of fixed deposits, mortgage of land and structures and machinery of the Company and subsidiaries, mortgage of land of a director, and the guarantee by a director of the Company.

Getabec Public Company Limited.....Director

(Mr.Suchat Mongkhonaripong)

(Mr.Chalard Na ranong)

5. CASH AND CASH EQUIVALENTS

Cash and cash equivalents as at December 31, 2018 and 2017 are as follows:

		Unit : Baht			
		Consolidated financial statements		Separate financial statements	
		2018	2017	2018	2017
Cash in hand		735,065.45	675,182.10	723,000.00	633,000.00
Cash at Bank	- current account	11,606,740.89	17,877,967.55	1,619,206.96	409,541.56
	- savings account	97,320,067.57	159,127,850.80	95,564,466.77	158,964,126.09
Total cash and cash equivalents		109,661,873.91	177,681,000.45	97,906,673.73	160,006,667.65

6. TRADE AND OTHER CURRENT RECEIVABLES - NET

Trade and other current receivables as at December 31, 2018 and 2017 consisted of:

		Unit : Baht			
		Consolidated financial statements		Separate financial statements	
		2018	2017	2018	2017
Trade receivables					
Trade receivable - related parties		-	-	10,642,233.49	-
Trade receivable - others		146,981,179.85	136,079,962.93	134,708,082.64	133,184,226.69
Post Date Cheque		7,200,000.00	11,340,507.33	7,200,000.00	11,340,507.33
Total trade receivables		154,181,179.85	147,420,470.26	152,550,316.13	144,524,734.02
<u>Less</u> Allowance for doubtful account		(4,920,410.38)	(5,197,026.79)	(4,920,410.38)	(5,197,026.79)
Total trade receivables - net		149,260,769.47	142,223,443.47	147,629,905.75	139,327,707.23
Other current receivables					
Prepaid expenses		4,417,067.92	3,453,427.99	4,395,400.90	3,411,253.10
Advances for inventories		3,762,410.91	14,249,696.82	3,487,945.88	14,075,767.48
Advances for subcontract		421,900.00	2,662,479.90	421,900.00	1,675,116.00
Revenue Department receivable		2,420,694.84	6,950,192.33	2,102,278.32	6,418,276.36
Accrued consulting fee - related parties		-	-	21,400.00	21,400.00
Advances - related parties		-	-	290,306.84	290,306.84
Others		2,620,015.37	1,649,811.64	1,586,085.17	1,414,914.32
Total other current receivables		13,642,089.04	28,965,608.68	12,305,317.11	27,307,034.10
Trade and other current receivables - net		162,902,858.51	171,189,052.15	159,935,222.86	166,634,741.33



Getabec Public Company Limited

.....Director

(Mr.Suchat Mongkhonaripong)

.....Director

(Mr.Chalard Na ranong)

Trade receivables can be classified by age analysis as at December 31, 2018 and 2017 as follows:

	Unit : Baht			
	Consolidated financial statements		Separate financial statements	
	2018	2017	2018	2017
Trade receivables - related companies				
Within 3 months	-	-	5,595,260.25	-
Overdue 3 - 6 months	-	-	3,405,755.87	-
Overdue 6 - 12 months	-	-	1,641,217.37	-
Total	-	-	10,642,233.49	-
Trade receivables - others				
Current	122,815,074.59	51,255,620.60	110,541,977.38	48,359,884.36
Overdue up to 3 months	24,603,800.17	84,421,030.52	24,603,800.17	84,421,030.52
Overdue 3 - 6 months	27,820.00	1,014,947.37	27,820.00	1,014,947.37
Overdue 6 - 12 months	640,656.00	2,262,512.03	640,656.00	2,262,512.03
Overdue more than 12 months	6,093,829.09	8,466,359.74	6,093,829.09	8,466,359.74
Total	154,181,179.85	147,420,470.26	141,908,082.64	144,524,734.02
<u>Less</u> Allowance for doubtful accounts	(4,920,410.38)	(5,197,026.79)	(4,920,410.38)	(5,197,026.79)
Net	149,260,769.47	142,223,443.47	147,629,905.75	139,327,707.23

7. UNBILLED WORKS IN PROGRESS - NET

Unbilled works in progress as at December 31, 2018 and 2017 consisted of:

	Unit : Baht			
	Consolidated financial statements		Separate financial statements	
	2018	2017	2018	2017
Unbilled works in progress				
Gross amounts due from customer				
for contract work	157,820,091.14	290,193,255.91	157,820,091.14	278,176,478.73
<u>Less</u> Allowance for doubtful accounts	-	(11,901,951.84)	-	(6,283,518.84)
Total unbilled works in progress - net	157,820,091.14	278,291,304.07	157,820,091.14	271,892,959.89



Getabec Public Company Limited

.....Director

(Mr.Suchat Mongkhonaripong)

.....Director

(Mr.Chalard Na ranong)

Additional information for the contracts regarding the unbilled works in progress as at December 31, 2018 and 2017 were as follows:-

	Unit : Baht			
	Consolidated financial statements		Separate financial statements	
	2018	2017	2018	2017
Cost of contracts plus realizable profit at present	926,516,093.35	890,230,769.04	926,516,093.35	751,799,249.36
Advance received from customers	11,826,582.30	21,368,755.85	9,911,816.30	19,643,955.85
Liability on contract delay	3,000,000.00	8,790,000.00	3,000,000.00	8,790,000.00

8. INVENTORIES - NET

Inventories as at December 31, 2018 and 2017 consisted of:

	Unit : Baht			
	Consolidated financial statements		Separate financial statements	
	2018	2017	2018	2017
Raw material, spare parts and supplies	92,786,931.37	97,977,533.92	93,785,270.36	98,616,272.06
Work in process	4,208,421.33	10,071,696.48	3,722,203.98	9,984,584.47
Goods in transit	3,272,197.22	13,169,017.31	3,272,197.22	13,169,017.31
Total	100,267,549.92	121,218,247.71	100,779,671.56	121,769,873.84
<u>Less</u> Allowance for devalued stocks	(6,334,621.34)	(6,334,621.34)	(6,334,621.34)	(6,334,621.34)
Total inventories - net	93,932,928.58	114,883,626.37	94,445,050.22	115,435,252.50

9. PLEDGED DEPOSITS AT FINANCIAL INSTITUTIONS

As at December 31, 2018 and 2017, the Company pledged deposits as collateral for its letters of guarantee and short-term loans from banks (Notes 15 and 28.1).

Q



Mr. Suchat Mongkhonaripong
Director
 (Mr.Suchat Mongkhonaripong)

Mr. Chalard Na ranong
Director
 (Mr.Chalard Na ranong)

10. INVESTMENTS IN SUBSIDIARY COMPANIES - AT COST

Investments in subsidiary companies - at cost presented in the separate financial statements as at December 31, 2018 and 2017 consisted of:

Unit : Baht

Name	Country of incorporation	Nature of business	Percentage of Holding		Issued and paid - up		At cost		Dividend received during the year	
			2018	2017	2018	2017	2018	2017	2018	2017
1.) German-Thai Boiler Engineering Cooperation Co.,Ltd	Thailand	Temporarily halted main business operation and then leased its land and building to the parent company.	99.99%	99.99%	30,000,000	30,000,000	29,999,990.00	29,999,990.00	-	-
2.) Getabec International Co.,Ltd	Thailand	Sale of steam boilers including boiler installation and repair.	99.99%	99.99%	15,000,000	15,000,000	14,999,800.00	14,999,800.00	-	29,999,600.00
3.) Getabec Vietnam Co.,Ltd	Vietnam	Sale of steam boilers including boiler installation	100%	100%	USD 200,000	USD 200,000	6,741,500.00	6,741,500.00	-	-
Total investment in subsidiaries - at cost							51,741,290.00	51,741,290.00	-	29,999,600.00

(Signature)

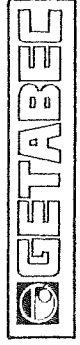
..... Director

(Mr.Suchat Mongkhonapipong)

(Signature)

..... Director

(Mr.Chalard Na ranong)



Getabec Public Company Limited

In 2008, the Company purchased common shares in two subsidiaries from shareholders who are also shareholders of the Company as follows;

1. 149,998 common shares in Getabec International Company Limited, at the price of Baht 100 per share, totaling Baht 15 million, representing 99.99% of the issued and paid-up share capital. Transfer and payment of shares were made on January 14, 2009.
2. 5,999,998 common shares in German-Thai Boiler Engineering Cooperation Company Limited, at the price of Baht 5 per share, totaling Baht 30 million, representing 99.99% of the issued and paid-up share capital. Transferring and payment of shares were made on January 14, 2009

The difference between the purchase prices of the investments and their net book values at the date of purchase is as follows;

	Unit : Baht
Purchase price was lower than net book value - Getabec International Co., Ltd	11,688,389.92
Purchase price was lower than net book value - German-Thai Boiler Engineering Cooperation Co., Ltd	7,698,045.11
Total purchase prices of the investments lower than their net book values	<u>19,386,435.03</u>

The Company recorded the different amounts of cost which were lower than the book value as discount from purchasing investments from subsidiaries shown under the shareholders' equity.

Q



.....
 (Mr.Suchat Mongkhonaripong)

.....
 (Mr.Chalard Na ranong)

11. PROPERTY, PLANT AND EQUIPMENT - NET

Property, plant and equipment as at December 31, 2018 and 2017 consisted of:

Unit : Baht							
Consolidated financial statements							
	Land	Building	Leasehold improvement	Office furniture and fixtures	Machine and factory equipment	Vehicles	Construction in progress
At cost							Total
As at December 31, 2017	39,984,046.00	86,752,300.73	30,421,308.31	41,512,961.99	161,368,002.03	31,187,048.89	400,937,125.22
Purchases during the year	-	-	-	820,014.76	4,742,454.59	200,000.00	28,410,187.05
Disposals during the year	-	-	-	(5,053,169.73)	(832,715.26)	(5,670,439.48)	(11,556,324.47)
Transfers in (out) during the year	-	11,555,850.47	3,461,141.84	1,046,600.00	2,462,891.14	-	(18,526,483.45)
As at December 31, 2018	39,984,046.00	98,308,151.20	33,882,450.15	38,326,407.02	167,740,632.50	25,716,609.41	417,790,987.80
Accumulated depreciation							
As at December 31, 2017	-	(19,736,523.90)	(9,226,588.39)	(34,811,761.09)	(94,866,797.97)	(24,452,461.59)	(183,094,132.94)
Depreciation for the year	-	(4,362,942.59)	(1,532,037.73)	(2,590,234.09)	(13,427,940.83)	(1,414,531.54)	(23,327,686.78)
Depreciation - disposal during the year	-	-	-	4,714,123.35	720,484.58	5,670,426.48	11,105,034.41
As at December 31, 2018	-	(24,099,466.49)	(10,758,626.12)	(32,687,871.83)	(107,574,254.22)	(20,196,566.65)	(195,316,785.31)
Book value							
As at December 31, 2017	39,984,046.00	67,015,776.83	21,194,719.92	6,701,200.90	66,501,204.06	6,734,587.30	217,842,992.28
As at December 31, 2018	39,984,046.00	74,208,684.71	23,123,824.03	5,638,535.19	60,166,378.28	5,520,042.76	222,474,202.49

(Signature)

.....Director

(Mr.Suchat Mongkhonapipong)

(Signature)

.....Director

(Mr.Chalard Na ranong)

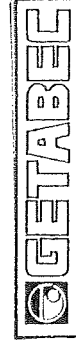


Getabec Public Company Limited

Unit : Baht

Separate financial statements

	Land	Building	Leasehold improvement	Office furniture and fixtures	Machine and factory equipment	Vehicles	Construction in progress	Total
<u>At cost</u>								
As at December 31, 2017	33,588,046.00	66,148,300.73	21,290,684.09	31,918,907.50	137,605,947.44	27,566,364.65	9,711,457.27	327,829,707.68
Purchases during the year	-	-	-	820,014.76	4,742,454.59	200,000.00	22,647,717.70	28,410,187.05
Disposals during the year	-	-	-	-	(1,450.00)	(3,421,559.72)	-	(3,423,009.72)
Transfers in (out) during the year	-	11,555,850.47	3,461,141.84	1,046,600.00	2,462,891.14	-	(18,526,483.45)	-
As at December 31, 2018	33,588,046.00	77,704,151.20	24,751,825.93	33,785,522.26	144,809,843.17	24,344,804.93	13,832,691.52	352,816,885.01
<u>Accumulated depreciation</u>								
As at December 31, 2017	-	(10,920,529.23)	(4,413,519.07)	(25,511,274.28)	(70,567,061.74)	(20,604,641.60)	-	(132,017,025.92)
Depreciation for the year	-	(3,332,742.66)	(1,075,508.71)	(2,502,938.09)	(13,390,057.21)	(1,582,662.29)	-	(21,883,908.96)
Depreciation - disposal during the year	-	-	-	-	242.94	3,421,549.72	-	3,421,792.66
As at December 31, 2018	-	(14,253,271.89)	(5,489,027.78)	(28,014,212.37)	(83,956,876.01)	(18,765,754.17)	-	(150,479,142.22)
<u>Book value</u>								
As at December 31, 2017	33,588,046.00	55,227,771.50	16,877,165.02	6,407,633.22	67,038,885.70	6,961,723.05	9,711,457.27	195,812,681.76
As at December 31, 2018	33,588,046.00	63,450,879.31	19,262,798.15	5,771,309.89	60,852,967.16	5,579,050.76	13,832,691.52	202,337,742.79



Getabec Public Company Limited

Mr. Suchat Mongkhonaripong

Director

Mr. Chalard Na ranong

Director

(Mr. Suchat Mongkhonaripong)

(Mr. Chalard Na ranong)

Depreciations are presented in the statements of profit or loss for the years ended December 31, 2018 and 2017 as follows:

	Unit : Baht	
	2018	2017
Consolidated financial statements	23,327,686.78	23,121,916.13
Separate financial statements	21,883,908.96	21,695,203.56

The gross carrying amounts of equipment fully depreciated, but still in use as at December 31, 2018 and 2017 in the consolidated financial statement totaling Baht 75.24 million and Baht 65.40 million respectively, and in separate financial statements totaling Baht 73.57 million and Baht 57.83 million, respectively.

As at December 31, 2018 and 2017 , the Company had machine and vehicles under financial lease agreements with the net book values of Baht 6.82 million and Baht 9.99 million, respectively.

The land and buildings and part of machinery are mortgaged as collateral for credit facilities from financial institutions.
(Notes 15 and 18)

12. LAND HELD FOR FUTURE PROJECTS

In June 2012, the Company purchased land for future projects from a subsidiary, which had since been liquidated, at the price of Baht 12.60 million in the separate financial statements and stated at Baht 10.50 million as the subsidiary's cost in the consolidated financial statements.

Q



Getabec Public Company Limited

.....Director

(Mr.Suchat Mongkhonaripong)

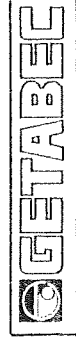
.....Director

(Mr.Chalard Na ranong)

13. INTANGIBLE ASSETS - NET

Intangible assets as at December 31, 2018 and 2017 consisted of:

	Unit : Baht				
	Consolidated financial statements		Separate financial statements		
	Computer Software	The Substantial technical information	Total	Computer Software	The Substantial technical information
<u>At cost</u>					
As at December 31, 2017	11,865,542.23	-	11,865,542.23	10,572,892.23	-
Purchases during year	1,033,987.53	19,485,150.00	20,519,137.53	1,033,987.53	19,485,150.00
Disposals during the year	(1,292,650.00)	-	(1,292,650.00)	-	-
As at December 31, 2018	11,606,879.76	19,485,150.00	31,092,029.76	11,606,879.76	19,485,150.00
<u>Accumulated Depreciation</u>					
As at December 31, 2017	3,859,589.02	-	3,859,589.02	3,356,880.31	-
Amortization for the year	2,251,528.28	2,274,157.15	4,525,685.43	2,154,024.61	2,274,157.15
Amortization - disposal during the year	(600,212.38)	-	(600,212.38)	-	-
As at December 31, 2018	5,510,904.92	2,274,157.15	7,785,062.07	5,510,904.92	2,274,157.15
<u>Book value</u>					
As at December 31, 2017	8,005,953.21	-	8,005,953.21	7,216,011.92	-
As at December 31, 2018	6,095,974.84	17,210,992.85	23,306,967.69	6,095,974.84	17,210,992.85



Director

Director

(Mr. Suchat Mongkhonapong)

(Mr. Chalard Na ranong)

14. DEFERRED TAX

Movements in deferred tax assets and deferred tax liabilities during the year 2018 were as follows:

	Unit : Baht					
	Consolidated financial statements			Separate financial statements		
	As at January 1, 2018	Profit (loss)	comprehensive income	As at December 31, 2018	As at January 1, 2018	As at December 31, 2018
Deferred tax assets						
Allowance for doubtful accounts	3,006,643.78	(2,361,473.77)	-	645,170.01	1,882,957.18	(1,237,787.17)
Allowance for devalued stocks	1,266,924.27	-	-	1,266,924.27	1,266,924.27	-
Depreciation	191,589.90	(30,608.43)	-	160,981.47	191,589.90	(30,608.43)
Liability on contract delay	1,758,000.00	(1,158,000.00)	-	600,000.00	1,758,000.00	(1,158,000.00)
Liability from product warranty	4,846,463.66	(328,751.75)	-	4,517,711.91	4,291,575.28	(78,796.97)
Non-current provisions for employee benefit	3,861,535.01	808,169.55	(967,690.76)	3,702,013.80	3,449,164.81	1,202,033.35
Total	14,931,156.62	(3,070,664.40)	(967,690.76)	10,892,801.46	12,840,211.44	(1,303,159.22)



Getabec Public Company Limited

Mr. Suchat Mongkhonapong

.....Director

(Mr. Suchat Mongkhonapong)

Mr. Chalard Na ranong

.....Director

(Mr. Chalard Na ranong)

Movements in deferred tax assets and deferred tax liabilities during the year 2017 were as follows:

Unit : Baht

	Consolidated financial statements			Separate financial statements		
	As at January	comprehensive	As at December	As at January	comprehensive	As at December
	1, 2017	Profit (loss)	31, 2017	1, 2017	Profit (loss)	31, 2017
Deferred tax assets						
Allowance for doubtful accounts	1,475,942.40	1,530,701.38	-	1,319,491.60	563,465.58	1,882,957.18
Allowance for devalued stocks	1,266,924.27	-	-	1,266,924.27	-	1,266,924.27
Depreciation	215,567.11	(23,977.21)	-	215,567.11	(23,977.21)	191,589.90
Liability on contract delay	1,758,000.00	-	-	1,758,000.00	-	1,758,000.00
Liability from product warranty	4,266,143.72	580,319.94	-	3,127,938.68	1,163,636.60	4,291,575.28
Non-current provisions for						
employee benefit	3,340,940.80	520,594.21	-	2,996,351.60	452,813.21	3,449,164.81
Total	12,323,518.30	2,607,638.32	14,931,156.62	10,684,273.26	2,155,938.18	12,840,211.44



Mr. Suchat Mongkhonaripong

.....Director

(Mr. Suchat Mongkhonaripong)

Mr. Chalard Na ranong

.....Director

(Mr. Chalard Na ranong)

15. BANK OVERDRAFTS AND SHORT-TERM LOANS FROM FINANCIAL INSTITUTIONS

Bank overdrafts and short-term loans from financial institutions as at December 31, 2018 and 2017 consisted of:

	Unit : Baht			
	Consolidated financial statements		Separate financial statements	
	2018	2017	2018	2017
Bank overdrafts	4,001,395.21	13,866,934.09	4,001,395.21	9,797,259.83
Trust receipts	22,328,775.02	81,957,334.09	22,328,775.02	81,957,334.09
Total	26,330,170.23	95,824,268.18	26,330,170.23	91,754,593.92

	Credit line (Unit : Baht)			
	Consolidated financial statements		Separate financial statements	
	2018	2017	2018	2017
Bank overdrafts	25,800,000.00	25,800,000.00	20,800,000.00	20,800,000.00
Trust receipts	230,000,000.00	180,000,000.00	230,000,000.00	180,000,000.00
Promissory notes	10,000,000.00	10,000,000.00	10,000,000.00	10,000,000.00
Total	265,800,000.00	215,800,000.00	260,800,000.00	210,800,000.00

As at December 31, 2018, the Group had short-term credit facilities from financial institutions. They were guaranteed by the Company and its subsidiaries, by mortgage of land of a director, and pledge of fixed deposits and mortgage of land and structures and machinery of the Company and subsidiaries.

As at December 31, 2017, the Group had short-term credit facilities from financial institutions. They were guaranteed by the Company and its subsidiaries, by mortgage of land of a director, and pledge of fixed deposits and mortgage of land and structures and machinery of the Company and subsidiaries, and were guaranteed by a director of the Company.

Q



.....
 (Mr. Suchat Mongkhonaripong) Director

.....
 (Mr. Chalard Na ranong) Director

16. TRADE AND OTHER CURRENT PAYABLES

Trade and other current payables as at December 31, 2018 and 2017 consisted of:

	Unit : Baht			
	Consolidated financial statements		Separate financial statements	
	2018	2017	2018	2017
Trade payables				
Trade payables - related parties	-	-	700,000.00	2,269,809.81
Trade payables - other	110,033,182.18	194,317,460.81	108,259,806.10	191,148,085.65
Total trade payables	110,033,182.18	194,317,460.81	108,959,806.10	193,417,895.46
Other current payables				
Payables for purchase of assets	4,013,570.00	-	4,013,570.00	-
Accrued expenses	11,087,507.26	13,480,491.15	10,216,906.03	11,499,037.07
Revenue Department payable	4,187,716.71	194,391.49	3,923,872.33	121,704.77
Accrued withholding tax	1,526,482.47	1,834,772.72	1,525,912.47	1,781,710.84
Accrued interest - related parties	-	-	5,172,065.91	1,945,808.22
Accrued management and employee benefits	7,139,043.00	9,980,243.29	7,082,000.00	9,844,347.30
Liability from product warranty	22,588,559.58	24,232,318.35	21,063,891.58	21,457,876.43
Retentions	240,000.00	1,000,000.00	240,000.00	1,000,000.00
Others	948,267.17	1,216,851.68	1,146,677.17	1,161,733.51
Total other current payables	51,731,146.19	51,939,068.68	54,384,895.49	48,812,218.14
Total trade and other current payables	161,764,328.37	246,256,529.49	163,344,701.59	242,230,113.60

Q



Getabec Public Company Limited

G. Mongkhonari

Director

(Mr. Suchat Mongkhonaripong)

Chalard Na ranong

Director

(Mr. Chalard Na ranong)

17. LIABILITIES UNDER FINANCIAL LEASE AGREEMENTS - NET

Liability under financial lease agreements as at December 31, 2018 and 2017 consisted of:

	Unit : Baht	
	Consolidated / Separate financial statements	
	2018	2017
Due within 1 year		
Minimum payments	2,486,119.82	2,828,759.34
Finance cost	(265,094.51)	(424,765.06)
Present value of minimum payments	2,221,025.31	2,403,994.28
Due over 1 year but not over 5 years		
Minimum payments	3,725,528.81	6,211,648.50
Finance cost	(202,166.55)	(467,260.14)
Present value of minimum payments	3,523,362.26	5,744,388.36

As at December 31, 2018 and 2017, the Company and subsidiaries entered into financial lease agreements with local financial institutions for leasing machineries and vehicles. These agreements are repayable in 36 to 60 equal monthly installments up to the year 2022. The ownership of the assets purchased under the hire-purchase agreements will be transferred to the Company when the last installment is paid. The above financial lease agreements are collateralized by the Company's director.

18. LONG-TERM LOAN FROM FINANCIAL INSTITUTION - NET

Long-term loan from financial institution as at December 31, 2018 and 2017 consisted of:

	Unit : Baht	
	Consolidated / Separate financial statements	
	2018	2017
Long-term loan from financial institution	8,909,470.00	16,787,459.97
<u>Less</u> Current portion of long-term loan from financial institution	(3,454,470.00)	(7,876,099.97)
Long-term loan from financial institution - net	5,455,000.00	8,911,360.00

Q



Getabec Public Company Limited

Mr. Suchat Mongkhonaripong

.....Director

(Mr.Suchat Mongkhonaripong)

Mr. Chalard Na ranong

.....Director

(Mr.Chalard Na ranong)

The Company entered into two long-term loan agreements with a domestic bank. The repayment terms and conditions of the loans are as follow:

On August 30, 2011, the Company entered into the long-term loan agreements with a domestic bank for long-term credit facilities totaling Baht 22 million for purposes of building construction. Principal and interest are repayable in 84 monthly installments. The first installment payment of principal is in May 2012 and will complete in April 2019. Long-term loans from financial institution bear interest at the MLR. These credit facilities were secured by the guarantee by the Company and the subsidiary and by the mortgage of the subsidiary's land and the mortgage of the Company structures and the guarantee by a director of the Company.

Under the conditions on the loan agreements, the Company must comply with certain conditions such as:

- Debt to Equity Ratio must not exceed 3 : 1
- Debt Service Coverage Ratio: DSCR shall be at least 1.25 times

As at December 31, 2018, the Company has completed paid the long-term.

On March 7, 2016, the Company entered into the long-term loan agreements with a domestic bank for long-term credit facilities totaling Baht 7.27 million for purposes of building construction, renovation of factories and offices. Principal and interest are repayable in 54 monthly installments. The first installment payment of principal is in June 2016 and will complete in November 2020. Long-term loans from financial institution bear interest at the MLR. These credit facilities were secured by the mortgage of the subsidiary's land and the mortgage of the Company structures and the guarantee by a director of the Company.

Under the conditions on the loan agreements, the Company must comply with certain conditions such as:

- Debt to Equity Ratio must not exceed 2 : 1
- Debt Service Coverage Ratio: DSCR shall be at least 1.25 times

On January 30, 2017, the Company entered into the long-term loan agreements with a domestic bank for long-term credit facilities totaling Baht 13.12 million for the purpose of purchase building office. Principal and interest are repayable in 60 monthly installments. The first installment payment of principal is in February 2017 and will complete in November 2022. Long-term loans from financial institution bear interest at the MLR. These credit facilities were secured by the mortgage of the subsidiary's land and the mortgage of the Company structures and the guarantee by a director of the Company.

Under the conditions on the loan agreements, the Company must comply with certain conditions such as:

- Debt to Equity Ratio must not exceed 2 : 1
- Debt Service Coverage Ratio: DSCR shall be at least 1.25 times



.....
(Mr.Suchat Mongkhonaripong)

.....
(Mr.Chalard Na ranong)

19. NON-CURRENT PROVISION FOR EMPLOYEE BENEFIT


Movement of the present value of non-current provisions for employee benefit for the years ended December 31, 2018 and 2017 were as follows:

	Unit: Baht			
	Consolidated financial statements		Separate financial statement	
	2018	2017	2018	2017
Non-current provisions for				
employee benefit at beginning of year	19,307,675.04	16,704,704.00	17,245,824.04	14,981,758.00
Included in profit or loss:				
Current service cost	4,085,464.27	3,624,394.00	3,962,145.98	3,330,285.00
Interest cost	456,153.51	345,892.00	422,631.92	301,096.00
Included in other comprehensive income:				
Actuarial gains arising from				
Financial assumptions changes	(2,149,273.00)	-	(2,077,508.00)	-
Experience adjustments	(2,689,180.82)	-	(542,254.94)	-
Benefit paid during the year	(500,770.00)	(1,367,314.96)	(500,770.00)	(1,367,314.96)
Non-current provisions for				
employee benefit at end of year	18,510,069.00	19,307,675.04	18,510,069.00	17,245,824.04


Employee benefit expenses in the statements of profit or loss for the year ended December 31, 2018 and 2017, consisted of:

	Unit: Baht			
	Consolidated financial statements		Separate financial statement	
	2018	2017	2018	2017
Cost of contract work	1,733,148.00	1,462,930.00	1,733,148.00	1,462,930.00
Cost of services	879,203.01	832,519.00	879,203.01	832,519.00
Selling expenses	1,049,788.79	913,053.00	892,948.91	574,148.00
Administrative expenses	879,477.98	761,784.00	879,477.98	761,784.00
Total employee benefit expenses	4,541,617.78	3,970,286.00	4,384,777.90	3,631,381.00


The Group has defined benefit plan in accordance with severance payment under the labor law and other defined benefit plan for the retired employee who has the service period as specified in the plan.



Getabec Public Company Limited


.....Director

(Mr. Suchat Mongkhonaripong)


.....Director

(Mr. Chalard Na ranong)

The actuarial assumption of discount rate is estimated from weighted average of yield rate of government bonds as at the end of reporting date that reflects the estimated timing of benefit payments.

The actuarial assumption of mortality rate for reasonable estimation of probability of retirement in the future is estimated from mortality table.

Principal actuarial assumptions as at December 31, 2018 and 2017 (represented by the weighted-average) consisted of:


	(Percentage (%)/annum)			
	Consolidate financial statements		Separate financial statements	
	2018	2017	2018	2017
Discount rate	2.40	2.01 - 2.60	2.40	2.01
Future salary increase rate	5.00	6.42 - 7.27	5.00	6.42
Mortality rate	100% of Thai	100% of Thai	100% of Thai	100% of Thai
	Mortality Ordinary	Mortality Ordinary	Mortality Ordinary	Mortality Ordinary
	Tables of 2017	Tables of 2008	Tables of 2017	Tables of 2008
Turnover rate				
Under 20 years old	24	24	24	24
20 - 29 years old	24	24	24	24
30 - 39 years old	13	12 - 13	13	13
40 - 49 years old	13	4 - 13	13	13
50 - 57 years old	8	8	8	8
58 - 59 years old	0	0	0	0
Above 59 years old	0	0	0	0

The result of sensitivity analysis for significant assumptions that affect the present value of the non-current provisions for employee benefit as at 31 December 2018 are summarized below:


	Unit : Baht	
	Change of the present value of the non-current provisions for employee benefit	
	Consolidated financial statement/Separate financial statement	
	Increase 1%	Decrease 1%
Discount rate	(1,325,991.00)	1,517,950.00
Salary increase rate	1,274,433.00	(1,141,467.00)
Turnover rate	(1,470,843.00)	1,218,931.00



Getabec Public Company Limited

 Director

(Mr. Suchat Mongkhonaripong)

 Director

(Mr. Chalard Na ranong)

As at December 31, 2018, the maturity analysis of undiscounted cash flows of benefit payments was as follows:

	Unit : Baht
	Consolidate financial statement/ Separate financial statement
Within 1 year	1,261,620.00
Over 1 and up to 5 years	10,321,221.00
Over 5 and up to 10 years	18,409,946.00

On 13 December 2018, The National Legislative Assembly passed a resolution approving the draft of a new Labour Protection Act, which is in the process being published in the Royal Gazette. The new Labour Protection Act stipulates additional legal severance pay rates for employees who have worked for an uninterrupted period of twenty years or more. Such employees are entitled to receive compensation of not less than that of the last 400 days, based on the final wage rate. This change is considered a post-employment benefits plan amendment and the Group has additional liabilities for long-term employee benefits of Baht 4.18 million. The Group will reflect the effect of the change by recognizing past services costs as expenses in the income statement of the period in which the law is effective.

20. LEGAL RESERVE

Legal reserve is set up under the Public Limited Companies Act B.E. 2535. The Company is required to set aside to a statutory reserve at least 5 percent of its net income, until the reserve reaches 10 percent of the registered capital. The statutory reserve is not available for dividend distribution.

21. DIVIDEND PAYMENT

The Company's Ordinary General Shareholders' Meeting held on April 5, 2018, approved to pay dividends from the results of the Company's operations for the year 2017 at Baht 0.033 per share, 960 million shares, totaling Baht 31.58 million.


The Company's Ordinary General Shareholders' Meeting held on April 21, 2017, approved to pay dividends from the results of the Company's operations for the year 2016 at Baht 0.032 per share, 960 million shares, totaling Baht 30.72 million

The subsidiary's Ordinary General Shareholders' Meeting held on April 19, 2017, approved to pay dividends from the results of the subsidiary's operations for the year 2016 at Baht 200.00 per share, 0.15 million shares, totaling Baht 30.00 million.



Getabec Public Company Limited


.....Director
(Mr.Suchat Mongkhonaripong)


.....Director
(Mr.Chalard Na ranong)

22. INCOME TAX EXPENSES

Income tax recognized for the years ended December 31, 2018 and 2017 are as follows:

	Unit : Baht			
	Consolidated		Separate financial statements	
	2018	2017	2018	2017
Current tax expense				
Current year	-	11,325,980.73	-	11,325,980.73
Deferred tax expense				
Movements in temporary differences	3,070,664.40	(2,607,638.32)	1,303,159.22	(2,155,938.18)
Total	3,070,664.40	8,718,342.41	1,303,159.22	9,170,042.55

Reconciliation of effective tax rate

	Consolidated financial statements			
	2018		2017	
	Tax rate (%)	Unit : Baht	Tax rate (%)	Unit : Baht
Profit before income tax		3,802,133.99		51,907,158.66
Income tax using the corporate tax rate	20	760,426.80	20	10,381,431.73
Exemption from income tax on profit received from BOI		-		(3,272,414.15)
Double expenses by the Revenue Code		(128,005.19)		(229,267.00)
Non-deductible expenses		1,560,883.84		760,277.64
Unrecognised tax loss *		934,023.36		1,078,314.19
Others		(56,664.41)		-
Income tax expense	81	3,070,664.40	17	8,718,342.41

* As at December 31, 2018 and 2017, a subsidiary had current losses for income tax amounting to Baht 4.67 million and Baht 5.39 million, respectively. Due to the uncertainty of their utilization, the Management, therefore, has determined that it will not recognize the deferred tax on this unutilized tax loss.

G



Getabec Public Company Limited

.....
Director

(Mr.Suchat Mongkhonaripong)

.....
Director

(Mr.Chalard Na ranong)

Separate financial statements

	2018		2017	
	Tax rate		Tax rate	
	(%)	Unit: Baht	(%)	Unit: Baht
Profit before income tax		4,474,534.72		90,249,463.12
Income tax using the corporate tax rate	20	894,906.94	20	18,049,892.62
Non-taxable income		-		(5,999,920.00)
Exemption from income tax on profit received from BOI		-		(3,272,414.15)
Double expenses by the Revenue Code		(96,637.21)		(229,267.00)
Non-deductible expenses		460,427.45		621,751.08
Unrecognised tax loss *		44,462.04		-
Income tax expense	29	1,303,159.22	10	9,170,042.55

Income tax reduction

The Act of Legislation amended Revenue Code No.42 B.E. 2559, dated March 3, 2016, grants the corporate income tax rate 20% on net profit for the accounting periods beginning on January 1, 2016 onwards.

Q



Getabec Public Company Limited

(Signature of Mr. Suchat Mongkhonaripong)

.....Director

(Mr.Suchat Mongkhonaripong)

(Signature of Mr. Chalard Na ranong)

.....Director

(Mr.Chalard Na ranong)

23. EXPENSES BY NATURE

Significant expenses by nature for the years ended December 31, 2018 and 2017 consisted of:

	Unit : Baht			
	Consolidated financial statements		Separate financial statements	
	2018	2017	2018	2017
Changes in inventories (increased) decreased	20,950,697.79	9,211,102.93	20,990,202.28	(34,780,581.93)
Purchase of goods	468,621,867.30	544,187,553.37	465,262,722.00	525,253,289.60
Labor costs - person and other companies	278,142,943.45	332,415,038.78	265,485,872.16	312,362,919.83
Depreciation and amortisation	25,427,043.90	24,863,762.83	23,717,629.66	23,409,415.38
Employee benefits	211,827,801.00	231,791,248.53	202,985,895.87	214,464,688.01
Travelling expenses	23,557,324.93	21,523,737.85	22,536,994.75	19,672,014.75
Royalty fee	9,642,191.34	15,621,840.60	9,222,191.34	15,260,906.71
Finance cost	6,322,629.15	5,091,167.40	6,081,965.29	6,562,953.33
Allowance for doubtful debt	1,627,004.38	9,706,835.18	1,627,004.38	4,088,402.18
Transportation costs	15,502,028.11	13,657,735.43	15,478,863.64	12,125,909.76
Penalty	18,343.19	1,216,412.03	18,343.19	1,216,412.03
Fine from the delay of work	3,000,000.00	1,129,309.04	3,000,000.00	1,129,309.04
Warranty	11,770,332.96	2,901,599.72	12,795,388.96	5,818,183.01
Rental land and other asset	11,268,852.43	17,056,505.86	11,012,052.43	16,570,477.22
Fee	3,489,791.84	6,941,767.41	3,230,899.93	5,563,181.42

Q



Getabec Public Company Limited

(Signature)

.....Director

(Mr.Suchat Mongkhonaripong)

(Signature)

.....Director

(Mr.Chalard Na ranong)

24. PROMOTIONAL PRIVILEGES

The Company is promoted by the BOI. Details of the promotional certificate is as follows:

1. Promotion No.	2440(2)/2010
2. Investment promotion grant date	December 29, 2010
3. Date of right.	April 25, 2014
4. Promoted manufacturing activities	Manufacture of machinery, equipment and parts
5.Privileges are the Company gains	
5.1 Exemption from income tax on profit revived totaling not exceed than 100% of investment excluding the cost of land and working capital from the date of the first earned revenue from operation.	8 Years
5.2 Exemption from income tax on dividends from the operation that has been promoted as 5.1.	8 Years
5.3 Exemption from import duties for imported raw materials and essential materials for use in production for export for a period from the date of the first import.	1 Year
5.4 Exemption of import duties for imported goods which have been expoerted for a period from the date of the first import.	1 Year


The Company must comply with certain terms and conditions prescribed in the promotional certificates.

The Company's revenues divided according promoted activities and non-promoted activities for the years ended December 31, 2018 and 2017 are summarized as follows:


Q



Getabec Public Company Limited


.....Director

(Mr.Suchat Mongkhonaripong)


.....Director

(Mr.Chalard Na ranong)

Unit : Baht			
Separate financial statements			
	Promoted	Non-promoted	
	Activities	Activities	Total
<u>For the year ended December 31, 2018</u>			
Revenue from contract work	256,382,870.47	541,919,492.65	798,302,363.12
Revenue from services	-	188,179,508.43	188,179,508.43
Other income	-	15,282,345.59	15,282,345.59
Total	256,382,870.47	745,381,346.67	1,001,764,217.14
<u>For the year ended December 31, 2017</u>			
Revenue from contract work	432,267,676.76	650,626,336.39	1,082,894,013.15
Revenue from services	-	166,125,441.56	166,125,441.56
Dividend income	-	29,999,600.00	29,999,600.00
Other income	-	14,127,702.54	14,127,702.54
Total	432,267,676.76	860,879,080.49	1,293,146,757.25

25. FINANCIAL INSTRUMENTS

Financial risk management policies

The Company is exposed to normal business risks from changes in market interest rates and currency exchange rates and from non-performance of contractual obligations by counterparties. The Company does not hold or issue derivative financial instruments for speculative or trading purposes.

Interest rate risk

Interest rate risk arises from future movements in market interest rates that will affect the results of the Company's operations and its cash flows. Management believes that the interest rate risk is minimal because the interest rates on overdrafts and loans are at market rate and all of the loans have short-term maturities. Accordingly, the Company does not hedge such risk.

Foreign currency risk

The Company is exposed to foreign currency risk relating to purchase denominated in foreign currency.

Credit risk

Credit risk is the potential financial loss resulting from the failure of a customer or counterparty to settle its financial and contractual obligations to the Company as and when they fall due. To manage this risk, the Company generally requests customers to open letters of credit. The Company does not expect any counterparties to fail to meet their obligations.

.....
(Mr. Suchat Mongkhonaripong)

.....
Director
GETABEC

.....
Director
(Mr. Chalard Na ranong)

Getabec Public Company Limited

Liquidity risk

The Company monitors its liquidity risk and maintains a level of cash and cash equivalents deemed adequate by management to finance the Company's operations and to mitigate the effects of fluctuations in cash flows.

Fair values

The fair value is the amount for which an asset could be exchanged, or a liability settled, between knowledgeable, willing parties in an arm's length transaction.

Because the financial instruments have short-term maturities, the Company used the following methods and assumptions in estimating the fair values of financial instruments:

Cash and cash equivalents, trade and other receivable; carrying values approximate their fair values.

Trade and other payable; fair value is based on the carrying value in the statements of financial position.

Short-term loans from financial institutions; carrying values approximate their fair values.

26. CAPITAL MANAGEMENT


The management of the Company has a capital management policy to maintain a strong capital base by emphasis on planning and determining operating strategies that result in good business performance and sustained cash flow management. In addition, the Company considers investing in projects which have good rates of return, appropriate working capital management, strong financial position and appropriate investment structure so as to sustain future operations and to maintain the interests and confidence of shareholders, investors, creditors and other parties.


27. SEGMENT INFORMATION

The Company and subsidiaries' businesses are mainly steam boilers selling including boiler installation and repair. The segmented information for the years ended December 31, 2018 and 2017 are as follows:

Q




.....Director
(Mr.Suchat Mongkhonaripong)


.....Director
(Mr.Chalard Na ranong)

Unit : Baht

	Consolidated financial statements					
	For the year ended December 31, 2018			For the year ended December 31, 2017		
	Domestic	Oversea	Total	Domestic	Oversea	Total
Revenue from contract work	739,129,225.31	68,885,525.35	808,014,750.66	1,102,889,594.07	90,145,850.34	1,193,035,444.41
Revenue from services	181,640,678.85	14,222,269.65	195,862,948.50	157,287,100.93	12,189,029.55	169,476,130.48
Cost of contract work	(717,699,427.89)	(50,230,010.89)	(767,929,438.78)	(969,921,820.71)	(79,441,308.88)	(1,049,363,129.59)
Cost of services	(120,700,994.09)	(6,922,043.55)	(127,623,037.64)	(116,029,678.59)	(4,436,007.15)	(120,465,685.74)
Gross profit	82,369,482.18	25,955,740.56	108,325,222.74	174,225,195.70	18,457,563.86	192,682,759.56
Other income			14,861,667.51			7,448,911.70
Selling expenses			(65,372,473.84)			(70,270,699.53)
Administrative expenses			(50,491,146.82)			(72,855,604.73)
Finance costs			(3,521,135.60)			(5,098,208.34)
Income tax expense			(3,070,664.40)			(8,718,342.41)
Profit for the year			731,469.59			43,188,816.25
Defined benefit plan actuarial gains - net of income tax			3,870,763.06			-
Foreign currency translation differences			(16,586.72)			(1,140,485.01)
Total comprehensive income for the year			4,585,645.93			42,048,331.24
As at December 31, 2018 and 2017						
Property, plant and equipment - net			222,474,202.49			217,842,992.28
Total assets			855,888,954.56			1,051,591,282.22



Gatabec Public Company Limited

(Signature) Director

(Mr. Suchat Mongkhonaripong)

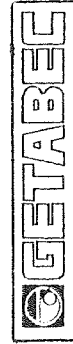
(Signature) Director

(Mr. Chalard Na ranong)

50

Unit : Baht

	Separate financial statements			
	For the year ended December 31, 2018		For the year ended December 31, 2017	
	Domestic	Oversea	Total	Total
Revenue from contract work	752,098,551.97	46,203,811.15	798,302,363.12	1,082,894,013.15
Revenue from services	181,640,678.85	6,538,829.58	188,179,508.43	166,125,441.56
Cost of contract work	(735,382,861.27)	(31,397,050.91)	(766,779,912.18)	(964,557,139.84)
Cost of services	(120,700,994.09)	(1,957,235.60)	(122,658,229.69)	(118,152,031.67)
Gross profit	77,655,375.46	19,388,354.22	97,043,729.68	166,310,283.20
Dividend income				29,999,600.00
Other income			15,282,345.59	14,127,702.54
Selling expenses			(58,973,849.82)	(53,509,358.58)
Administrative expenses			(42,370,961.30)	(60,115,810.71)
Finance costs			(6,506,729.43)	(6,562,953.33)
Income tax expense			(1,303,159.22)	(9,170,042.55)
Profit for the year			3,171,375.50	81,079,420.57
Defined benefit plan actuarial gains - net of income tax			3,796,737.46	-
Total comprehensive income for the years			6,968,112.96	81,079,420.57
As at December 31, 2018 and 2017				
Property, plant and equipment - net			202,337,742.79	195,812,681.76
Total assets			872,906,808.61	1,051,088,320.87



Getabec Public Company Limited

.....Director

(Mr. Suchat Mongkhonaripong)

.....Director

(Mr. Chalard Na ranong)

28. COMMITMENTS AND CONTINGENT LIABILITIES

Commitments and contingent liabilities as at December 31, 2018 and 2017 consisted of:

- 28.1 The Company and subsidiaries had contingent liabilities from bank guarantees in the amount of Baht 120.87 million and USD 0.02 million (2017: Baht 186.66 million, Euro 0.32 million and USD 0.02 million), which were issued by banks.
- 28.2 The Company and subsidiaries had contingent liabilities from unused letter of credit in the amount of Euro 0.04 million, and USD 0.21 million (2017: Euro 0.38 million).
- 28.3 The Company and subsidiaries had commitments with respect to Building Rental and Service Agreements in the amounts of Baht 0.93 million and Baht 0.97 million per month, respectively. These agreement periods are 1-8 years.
- 28.4 As at December 31, 2017, the Company has capital commitments contracted but not provided amount of Baht 5.95 million.
- 28.5 The Company has contingent liability on the fine from the delay of Baht 9.91 million and Baht 1.14 million, respectively since the Company is unable to deliver the products to the counterparties as the schedule in the agreements. At present, these are under negotiation. The management of the Company believes that there will be no significant losses incurred for the fine from the delay exceeding the amount recorded liability on contract delay in the financial statements.
- 28.6 During the year 2017, the Company received a letter from a state enterprise customer to cancel the construction contract and to request the reimbursement cost including interest and fines totaling of Baht 56.05 million, according to the contract, the Company has filed civil lawsuits. However at present, the Company and the customer had entered into a compromise agreement which the Company does not have significant additional damages exceeding the provision amount recorded.

29. APPROVAL OF FINANCIAL STATEMENTS

These financial statements have been approved by the Company's board of directors to be issued on February 22, 2019.

Q



.....
(Mr. Suchat Mongkhonaripong) Director

.....
(Mr. Chalard Na ranong) Director